








Avoid Long Lines & Save Money!


	1 Day Gate	1 Day Our Price	1 Day Ticket Difference	2 Day Gate Base With Expiration	2 Day Our Price	2 Day Ticket Difference	3 Day Gate Base With Expiration	3 Day Our Price	3 Day Ticket Difference	4 Day Gate Base With Expiration	4 Day Our Price	4 Day Ticket Savings	
Magic Kingdom													
Adult				211.94	219.25	-7.31	329.09	319.09	10.00	394.05	374.00	20.05	
Child				199.16	206.50	-7.34	309.92	299.92	10.00	372.75	352.00	20.75	
Animal Kingdom													
Hollywood Studios OR Epcot	Please Contact the Front Desk for current daily pricing.												
Adult													
Child													
Park Hopper													
Adult													
Child													
Typhoon Lagoon													
Adult	66.03	63.00	3.03										
Child	59.64	57.64	2.00										
	1 Day Gate	1 Day Our Price	1 Day Ticket Savings										
Gatorland													
Adult	28.74	26.50	2.24										
Child	20.22	18.00	2.22										
	1 Day Gate	1 Day Our Price	1 Day Ticket Savings										
Kennedy Space Center													
Adult	53.50	48.50	5.00										
Child	42.80	40.00	2.80										
	1 Day Gate	1 Day Our Price	1 Day Ticket Savings	2 Day Gate	2 Day Our Price	2 Day Ticket Savings							
LegoLand													
Adult	99.51	85.00	14.51	120.91	101.00	19.91							
Child	92.02	78.00	14.02	113.42	97.00	16.42							
LegoLand + Water Park													
Adult	120.91	105.00	15.91										
Child	113.42	100.00	13.42										

Avoid Long Lines & Save Money!


	1 Day Gate	1 Day Our Price	1 Day Ticket Savings	2 Day Gate	2 Day Our Price	2 Day Ticket Savings	3 Day Gate	3 Day Our Price	3 Day Ticket Savings	4 Day Gate	4 Day Our Price	4 Day Ticket Savings												
Universal Studios	Please Contact the Front Desk for current daily pricing.																							
OR Islands of Adventure																								
Adult													234.29	229.00	5.29	255.59	236.00	19.59	266.24	243.00	23.24			
Child													223.64	218.00	5.64	244.94	225.00	19.94	255.59	236.00	19.59			
Park to Park																								
Adult													292.87	270.00	22.87	314.17	284.00	30.17	324.82	292.00	32.82			
Child	282.22	262.00	20.22	303.52	275.00	28.52	314.17	283.00	31.17															


	1 Day Gate	1 Day Our Price	1 Day Ticket Savings									
SeaWorld												
Any Day	106.49	96.49	10.00									
Aquatica												
Any Day	63.89	60.00	3.89									
Busch Gardens												
Any Day	110.20	96.00	14.20									


	Cat 1 Gate	Cat 1 Our Price	Cat 1 Ticket Savings	Cat 2 Gate	Cat 2 Our Price	Cat 2 Ticket Savings	Cat 3 Gate	Cat 3 Our Price	Cat 3 Ticket Savings	Cat 4 Gate	Cat 4 Our Price	Cat 4 Ticket Savings
Cirque du Soleil												
Adult	105.44	100.44	5.00	85.20	79.20	6.00	79.88	74.00	5.88	62.84	59.84	3.00
Child	85.20	83.20	2.00	68.16	64.16	4.00	63.90	60.90	3.00	51.12	47.50	3.62

	Gate	Our Price	Ticket Savings									
Pirate's Dinner Show												
Adult	65.98	48.00	17.98									
Child	39.88	38.00	1.88									

Avoid Long Lines & Save Money!

	Gate	Our Price	Ticket Savings									
Medieval Times												
Adult	67.36	57.36	10.00									
Child	39.54	37.00	2.54									

	Gate	Our Price	Ticket Savings									
Sleuth's Mystery												
Adult	68.11	55.00	13.11									
Child	30.83	26.00	4.83									

	Gate	Our Price	Ticket Savings									
Ripley's												
Adult	21.29	18.00	3.29									
Child	13.83	12.00	1.83									

	Gate	Our Price	Ticket Savings									
Machine Gun America												
Adult	49.99	44.99	5.00									
Includes Fireare/Ammunition (25 Rnds.)/Target/Eye & Ear Protection and Exclusive Range Safety Officer Supervision												

Prices Are Subject To Change Without Notice.
This sheet is a guideline
Cash, Travelers Check, Visa And Master Card Are Accepted
All Prices Include Sales Tax
All Tickets Are "NON-REFUNDABLE" ...No Exceptions
Tickets Available For Purchase 7 Days A Week
8:30am-11:00pm